

# Keylock switch 2 positions

K14-235.22200



<https://www.eao.com/component/K14-235.22200/e...>

Your product:

---



## K14-235.22200

### Keylock switch 2 positions

#### FRONT

<b>Front dimension:</b>	Ø 35 mm
<b>Front bezel colour:</b>	Nature
<b>Front bezel material:</b>	Aluminium

#### MOUNTING

<b>Mounting cut-out:</b>	Ø 30.5 mm
<b>Mounting type:</b>	Panel mounting

#### ELECTRICAL CHARACTERISTICS

<b>Switching voltage and switching current:</b>	250 VAC, 5 A (ohmic) 250 VAC, 3 A (Soldering terminal) 250 VAC, 2 A (inductive, $\cos(\phi) = 0.7$ ) 220 VDC, 0.1 A (inductive, L:R = 30 ms) 110 VDC, 0.2 A (inductive, L:R = 30 ms) 60 VDC, 0.7 A (inductive, L:R = 30 ms) 24 VDC, 2 A (inductive, L:R = 30 ms)
<b>Contacts:</b>	1 NC / 1 NO
<b>Rated Operational Voltage <math>U_e</math>:</b>	250 VAC/DC according to EN IEC 61058-1
<b>Switching rating:</b>	250 V AC @ 3 A
<b>Electrical lifetime:</b>	50 000 cycles of operation
<b>Electric strength:</b>	3000 VAC, 50 Hz, 1 min. between all terminals and earth, according to EN/IEC 61058-1
<b>Electrostatic discharge (ESD):</b>	15 kV
<b>Protection class:</b>	II
<b>Standards:</b>	According to EN/IEC 61058-1
<b>Thermal current <math>I_{th}</math>:</b>	3 A

## MECHANICAL CHARACTERISTICS

<b>Terminal:</b>	Soldering terminal
<b>Contact material:</b>	Gold-plated silver
<b>Switching action:</b>	Rest (a) - Maintained
<b>Switching system:</b>	Snap-action switching element
<b>Switching positions:</b>	2 positions
<b>Switching angle:</b>	90° right
<b>Mechanical lifetime:</b>	1 Mil. cycles of operation
<b>Operating force:</b>	5 N ... 8 N
<b>Operating Travel:</b>	ca. 90°
<b>Tightening torque:</b>	Fixing nut max. 0.25 Nm
<b>Wire cross section:</b>	Max. wire diameter 2 wires à 1.2 mm Max. wire cross-section of stranded cable 1 x 1 mm <sup>2</sup>
<b>Weight:</b>	0.044 kg

## AMBIENT CONDITION

<b>IP front protection:</b>	IP65, according to DIN EN 60529
<b>Operating temperature:</b>	- 25 °C ... + 55 °C
<b>Storage temperature:</b>	- 40 °C ... + 85 °C
<b>Shock resistance:</b>	Max. 150 m / s <sup>2</sup> , pulse width 11 ms, 3-axis, (semi-sinusoidal as per EN IEC 60068-2-27)
<b>Vibration resistance:</b>	Max. 100 m / s <sup>2</sup> from 10 Hz ... 500 Hz, (sinusoidal EN IEC 60068-2-6)
<b>Climate resistance:</b>	Standard condition, as per DIN EN 60068-2-78 Standard cyclic, as per DIN IEC 60068-2-30

## CERTIFICATE

<b>Approbations:</b>	CB (IEC 61058-1), CQC, CSA, DNV, EAC, ENEC (EN 61058-1), UL, VDE
<b>Conformities:</b>	CE, UKCA, 2011 / 65 / EC (RoHS), 2014 / 35 / EU (LVD)
<b>REACH:</b>	REACH compliant
<b>RoHS:</b>	RoHS compliant

## OTHER

<b>Short Description:</b>	Keylock switch 2 positions, Rest (a) - Maintained, 250 V AC @ 3 A, 1 NC / 1 NO,
---------------------------	---

Soldering terminal, Aluminium

**Housing material:**

Plastic

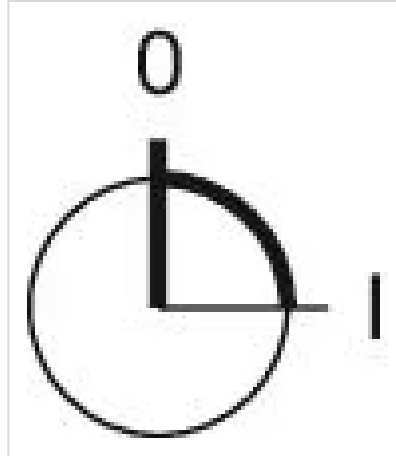
**Hints:**

Lock numbers 1001, lock type KABA

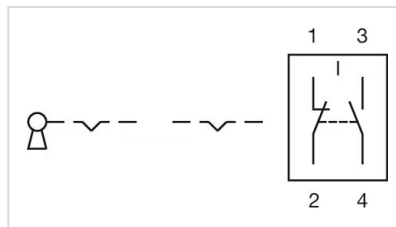
**max. number of switching elements:**

1

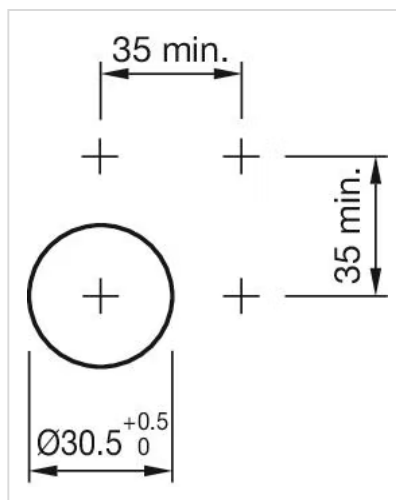
**Switching positions:**



**Wiring diagrams:**



**Mounting cut-outs:**



**Dimension drawings:**

