

Emergency stop switch

84-5341.2B40



<https://www.eao.com/component/84-5341.2B40/en...>

Your product:



84-5341.2B40 Emergency stop switch

FRONT

Front dimension: Ø 32 mm

Front form: Round

MOUNTING

Mounting cut-out: Ø 22.3 mm

Mounting type: Panel mounting

OPERATING-/INDICATION PART

Lens colour: Red

Lens material: Plastic, according to UL 94 V0

Lens illumination: Illuminated

Lens shape: Mushroom-head

Lens optics: opaque

Lens: round

Switching position ring: Green

Illumination colour: Red

ELECTRICAL CHARACTERISTICS

Switching voltage and switching current:

| | | |
|--|---------------|----------------|
| Switch rating AC with silver contact (gold plated) | | |
| Service category AC-15 as per EN IEC 60947-5-1 | | |
| Voltage | 120 VAC | 240 VAC |
| Current | 3 A | 1,5 A |
| Switch rating AC with silver contact (gold plated) | | |
| Service category DC-13 as per EN IEC 60947-5-1 | | |
| NO contacts | NC contacts | NO/NC contacts |
| (48 VA) | (60 VA) | |
| 12 VDC/2.0 A | 12 VDC/2.5 A | 125 VDC/0.22 A |
| 24 VDC/2.0 A | 24 VDC/2.5 A | 250 VDC/0.11 A |
| 48 VDC/1.0 A | 48 VDC/1.25 A | |
| 60 VDC/0.8 A | 60 VDC/1.0 A | |

| | |
|--|---|
| Contacts: | 2 NC |
| Operating voltage: | 5 - 30 V DC (LED) |
| Operation current: | 9,7 - 12,4 mA |
| Rated Operational Voltage Ue: | 250 VAC/DC according to EN IEC 60947-1 |
| Rated impulse withstand voltage Uimp: | 4 kV, according to EN IEC 60947-1 |
| Rated insulation voltage Ui: | 250 V according to EN / IEC 60947-1 |
| Rated short-circuit current caused: | 1 000 A, type of short-circuit device 6 A gG (EN 60947-5-1) |
| Recommended minimum operational data: | Silver contacts (gold plated) Voltage 1 VAC/DC Current 1 mA |
| Switching rating: | 250 V AC @ 1,5 A |
| Electrical lifetime: | 50 000 cycles of operation |
| Electric strength: | 500 VAC, 50 Hz, 1 minute according to DIN IEC 60512-2 |
| Overvoltage category: | III, according to EN / IEC 61058-1 |
| Pollution degree: | 3, according to EN IEC 60947-1 |
| Protection class: | II, according to EN / IEC 60947-5 |
| Standards: | According to EN 60947-5-1, EN 60947-5-5, DIN EN ISO 13850, EN IEC 60204 |
| Thermal current Ith: | 5 A |

MECHANICAL CHARACTERISTICS

| | |
|-----------------------------|-----------------------------|
| Terminal: | Flat ribbon cable 300 mm |
| Contact material: | Gold |
| Switching action: | Maintained |
| Switching system: | Slow-make switching element |
| Release type: | Twist to unlock |
| Mechanical lifetime: | 250 000 cycles of operation |

| | |
|---------------------------|-------------------|
| Operating force: | 20 N ±4 N |
| Operating Travel: | ca. 4 mm |
| Tightening torque: | Fixing nut 0.8 Nm |
| Weight: | 0.036 kg |

AMBIENT CONDITION

| | |
|-------------------------------|---|
| IP front protection: | IP65, IP66, IP67, according to DIN EN 60529 |
| IP Protection: | IP20 rear side |
| IK Protection: | IK07 as per IEC 62262 |
| Operating temperature: | - 25 °C ... + 70 °C |
| Storage temperature: | - 25 °C ... + 85 °C |
| Shock resistance: | Max. 150 m / s ² , pulse width 11 ms, 3-axis, (semi-sinusoidal as per EN IEC 60068-2-27) |
| Vibration resistance: | Max. 50 m / s ² from 10 Hz ... 500 Hz, 10 cycles, 3-axis (sinusoidal EN IEC 60068-2-6) |
| Climate resistance: | Damp heat, cyclic: 96 hours, + 25 °C/97 %, + 55 °C/93 % relative humidity, as per EN IEC 60068-2-30 Damp heat, steady: 56 days, + 40 °C/93 % relative humidity, according to EN IEC 60068-2-78 Saline mist: 96 hours, + 35 °C in chemical solution NaCl, as per EN IEC 60068-2-11 Dry heat: 96 hours, + 70 °C, as per EN IEC 60068-2-2 Low temperature: 96 hours, - 40 °C (as per EN IEC 60068-2-1) Simulated solar radiation test SA2 and weathering test SB1 as per EN IEC 60068-2-5 |

CERTIFICATE

| | |
|----------------------|--|
| Approbations: | CB (IEC 60947-5-1, IEC60947-5-5), CCC, EN ISO 13850, UL NISD |
| Conformities: | CE, 2006 / 42 / EC (MD), 2011 / 65 / EC (RoHS) |
| REACH: | REACH compliant |
| RoHS: | RoHS compliant |

OTHER

| | |
|---------------------------|--|
| Short Description: | Emergency stop switch, Ø 22.3 mm, Ø 32 mm, Mushroom-head, Illuminated, Red, Plastic, according to UL 94 V0, opaque, Round, 2 NC, Maintained, Flat ribbon cable 300 mm, IP65, IP66, IP67, according to DIN EN 60529, Twist to unlock, Red |
| Material: | Plastic, according to UL 94 V0 |
| Housing colour: | Yellow |
| Housing material: | |

Plastic, according to UL 94 V0

Product attributes:

Twist to unlock clockwise, position indication ring green

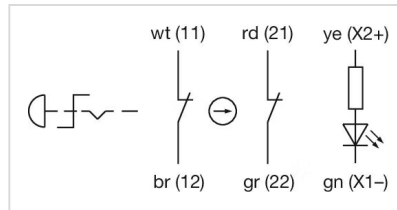
Hints:

Twist to unlock clockwise
Luminosity and wave length variations caused by LED manufacturing processes may cause slight differences regarding the illumination.
Foolproof according to EN IEC 60947-5-5
Lens colour Red
Standard version: Flat ribbon-cable length 300 mm or plug-in terminal 2.8 mm x 0.5 mm

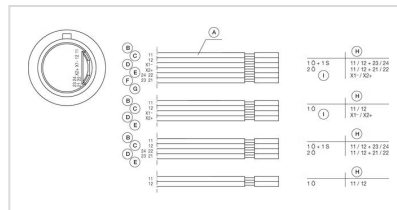
Description component:

The double-break switching system can be supplied for the following switching functions: 1 Normally closed, 2 Normally closed, 1 Normally closed + 1 Normally open. The Normally closed contacts have forced opening according to EN 60947-5-5

Wiring diagrams:

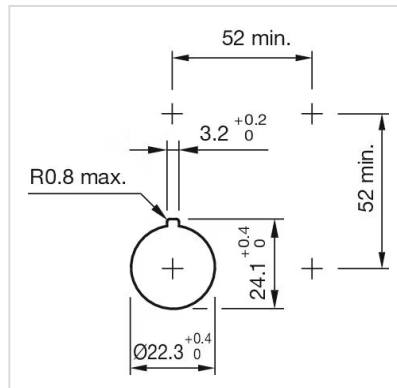


Component layouts:



- A = Cable
- B = white
- C = brown
- D = green
- E = yellow
- F = grey
- G = pink
- H = Terminals
- I = Illumination

Mounting cut-outs:



Dimension drawings:

